




SHAPE



KNOWLEDGE ORGANISER

Overview



Shape we learn to:

- Turns and Angles
- Right Angles in Shapes
- Compare Angles
- Draw Accurately
- Horizontal and Vertical
- Parallel and Perpendicular
- Recognise and Describe 2-D/ 3-D Shapes
- Make 3-D Shapes

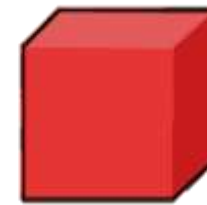
This learning is important because...

...it helps us to understand and organise the things that we see in the world around us. Shapes help us to describe the similarities and differences between objects.

Recognise and Describe 3-D Shapes

3-D shapes have 3 dimensions: height, width and depth. They are not flat. They have faces, vertices and edges. A face is a flat or curved surface on a 3-D shape, e.g. a cube has 6 faces.

Cube



Cuboid




Cylinder



Cone



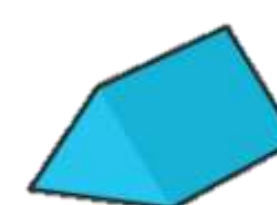
Sphere



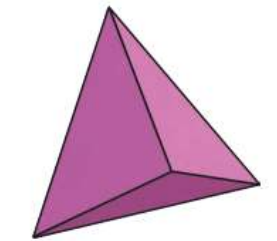
Square-Based Pyramid



Triangular Prism



Tetrahedron




Recognise and Describe 2-D Shapes

2-D shapes have 2 dimensions: height and width. They are flat.

2-D shapes have sides and vertices (where the sides meet).

Square

Squares have 4 equal sides and 4 vertices (right angles).



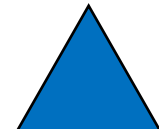
Rectangle

Rectangles also have 4 sides, but they are not all equal. They have four vertices (right angles).




Triangle

Triangles are 3-sided shapes. They have 3 vertices.




Circle

Circles are round shapes with no vertices.



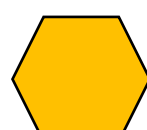
Pentagon

Pentagons have 5 straight sides and 5 vertices.



Hexagon

Hexagons have 6 straight sides and 6 vertices.



Quadrilateral

Quadrilaterals have 4 straight sides and 4 vertices, but the angles are not equal.




Oval

Ovals are shapes with no vertices. They are not perfectly round like circles.



Turns and Angles

Turns



Full turn



Quarter turn



Half turn



Three quarter turn

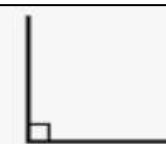


Clockwise

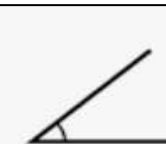


Anti-Clockwise

Angles – Angles can be used to describe turns. The unit for angles is degrees °. There are 360° in a full turn.



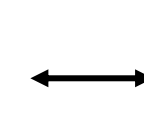
RIGHT ANGLE
measure exactly 90 degrees



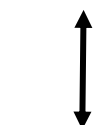
ACUTE ANGLE
angle measure less than 90 degrees



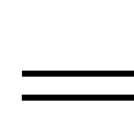
OBTUSE ANGLE
measure more than 90 degrees



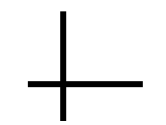
Horizontal Line



Vertical Line



Parallel Lines



Perpendicular Lines

Key Vocabulary

Edge Apex Faces Vertices Dimension Quarter/Three-Quarter Turn Right Angle Obtuse Acute Horizontal Vertical Parallel Perpendicular