



FRACTIONS

KNOWLEDGE ORGANISER

Year 2



Overview

Fractions we learn to:

- Make Equal Parts
- Recognise a Half
- Find a Half
- Recognise a Quarter
- Find a Quarter
- Find a Third
- Recognise a Third
- Unit Fractions
- Non-unit Fractions
- Equivalence of $1/2$ & $2/4$
- Find $3/4$
- Count Fractions

This learning is important because...

it helps us to understand the parts that can make up a whole amount. This is needed in lots of areas of life (e.g. sharing, cooking, making). Fractions are the building blocks of other learning in maths.

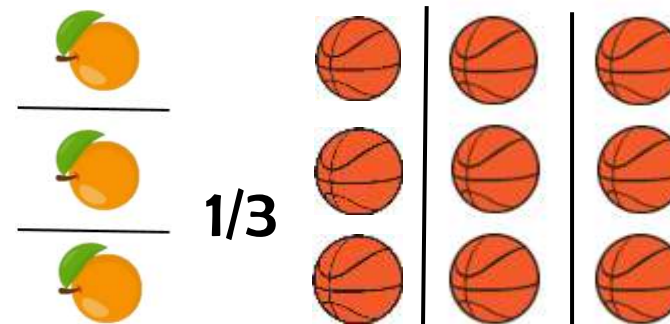


Thirds and Non-Unit Fractions

Objects can be split into thirds. This means that they are split into three equal parts.



Groups of objects can also be split into thirds. They are shared into three equal groups.



In non-unit fractions, the numerator (top number) is greater than 1.

For example, $3/4$ is a non-unit fraction because 3 is greater than 1.




The numerator is the top number – how many equal parts of the whole are needed.

The denominator is the bottom number – how many equal parts there are altogether.




Half and Quarter

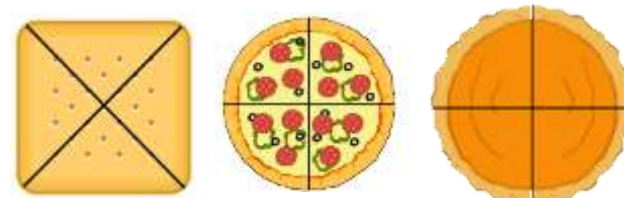
Objects can be split in half. This means that they are split into two equal parts.



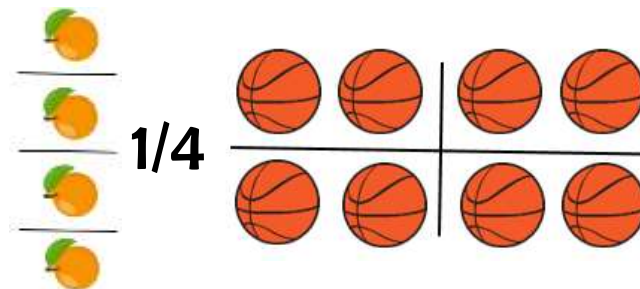
Groups of objects can also be split in half. They are shared into two equal groups.



Objects can be split into quarters. This means that they are split into four equal parts.



Groups of objects can also be split into quarters. They are shared into four equal groups.



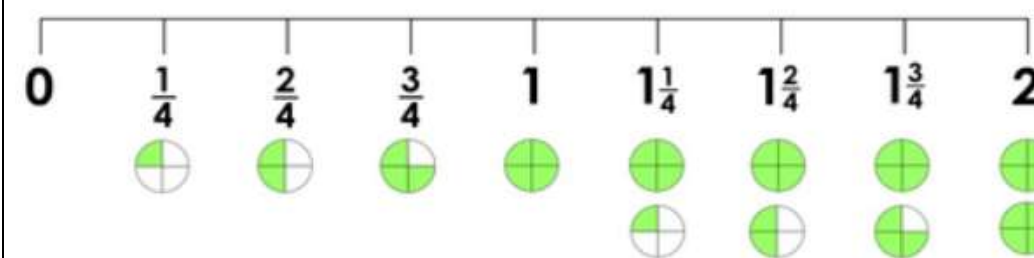
Equivalent Fractions/ Counting in Fractions

Equivalent Fractions

-Equivalent fractions have different numbers in them, but have the same value, e.g. $1/2 = 2/4$.



Counting in Fractions



Remember that when the numerator and the denominator are equal (e.g. $4/4$) this is equivalent to 1 whole.

Key Vocabulary

Fraction Part Whole Share Amount Half Quarter Third Equal Numerator Denominator Equivalent