

Local Area

Topic: My School and Me Year 1 Autumn 1

1) What is a community?

My **community** is my home and the area around it.



There is a park and local shops near my school.

2) What places can I see near where I live?

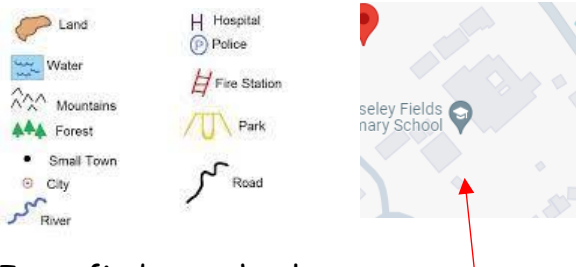
Human features are man-made, made by someone; a park and a shop.



Physical features are made by nature; a river, lake.

3) What it is in my school?

I can identify **features** on a map from their picture symbols.



I can find my school on a **map**.

4) What can we see on maps and aerial views of our area?

Human features are man-made, made by someone; house, school, road, street, railway.



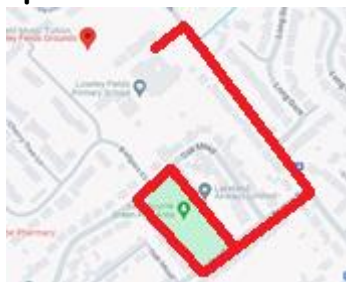
Physical features are made by nature; field, woods.



A **birds-eye view** is a view from above.

5) Where is my local green space and how do I get there?


I can follow a **map** and understand **direction** and **route**.



I can find the field near my school on a **map**.

6) School Trip - Walk around the local area.

I found lots of different human features around my local area.



7) How can I record what I have found out about my local community?

I can draw the **human** and **physical features** I find on our local walk.

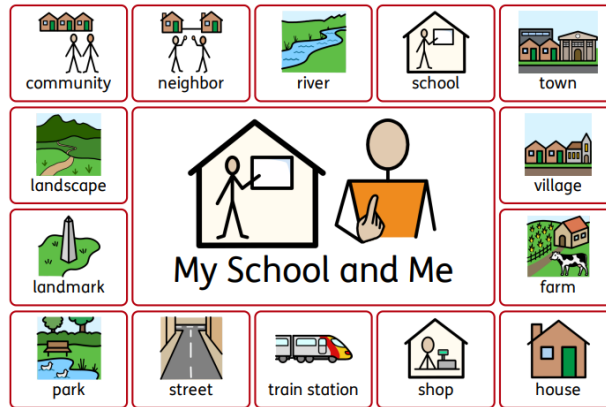
I can draw a **map** of my local area.



Geographical vocabulary:

Geography, place, community, neighbour/ neighbourhood, identity, direction, position, near, far, human features: town, village, school, farm, house, shop, train station, railway line, road, street, park, physical features: field, woods, river, map, plan, aerial view, birds-eye view, landmarks, transport, journey, landscape, environment

My School and Me Word Bank



Geographical Skills:

- Use a map to locate our school and our local area
- Identify key features of our community

Assessment question:

What is in my local community?

Recording options:

- Verbal explanation
- Variety of maps, birds-eye views and labelled diagrams using some of the vocabulary you have learnt throughout the half term.